


GT & Prototype Challenge SPA RACING FESTIVAL Collective Test 2

Analysis

■ Personal Best ■ Session Best ■ Crossing the finish line in pit lane

Lap	Time	Sector 1	Sector 2	Sector 3	T. Spd	Elapsed	Lap	Time	Sector 1	Sector 2	Sector 3	T. Spd	Elapsed		
101 Daan MEIJER NL							190 Georges CANAS Porsche								
JR Motorsport Mercedes AMG SLS GT3							Team Roscar								
1	3:47.679	B	1:34.085	1:19.968	53.626	213.7	3:47.679	1	4:30.631	1:45.316	1:42.596	1:02.719	140.7	4:30.631	
2	2:59.503		1:09.090	1:11.454	38.959	235.1	6:47.182	2	3:38.228	1:06.714	1:36.663	54.851	143.1	8:08.859	
3	2:30.673		42.021	1:10.527	38.125	251.4	9:17.855	3	3:21.256	59.789	1:29.674	51.793	152.6	11:30.115	
4	2:26.686		41.733	1:07.504	37.449	257.4	11:44.541	4	14:21.084	B	54.237	1:22.897	...	159.4	25:51.199
5	2:38.607	B	42.625	1:08.537	47.445	248.5	14:23.148								
6	4:45.894	B	2:09.738	1:27.989	1:08.167	223.9	19:09.042								
7	11:20.558	B	9:04.279	1:18.934	57.345	217.2	30:29.600								
173 Berry VAN ELK NL							191 David/Denis DEFAUX/BARON Porsche								
BlueBerry Racing Mosler MT900R GT3							Team Roscar								
1	4:33.780		2:31.674	1:20.125	41.981	172.3	4:33.780	1	3:32.545	1:18.331	1:24.638	49.576	165.7	3:32.545	
2	2:38.627		44.605	1:14.354	39.668	190.8	7:12.407	2	2:57.655		50.480	1:21.556	45.619	208.0	6:30.200
3	2:43.556	B	43.192	1:12.856	47.508	201.4	9:55.963	3	2:56.556		49.306	1:20.366	46.884	189.4	9:26.756
4	6:37.099		4:46.269	1:10.869	39.961	201.4	16:33.062	4	2:55.147		49.729	1:20.027	45.391	210.8	12:21.903
5	3:23.662	B	52.826	1:20.847	1:09.989	168.0	19:56.724	5	2:59.146		50.951	1:21.413	46.782	202.9	15:21.049
6	8:16.329		6:23.483	1:13.865	38.981	185.2	28:13.053	6	3:36.508	B	51.395	1:32.453	1:12.660	202.9	18:57.557
7	3:07.097	B	41.981	1:12.054	1:13.062	230.6	31:20.150	7	10:08.869		8:01.802	1:21.489	45.578	194.9	29:06.426
								8	3:00.972		50.639	1:24.893	45.440	189.4	32:07.398
								9	2:57.157		50.266	1:21.296	45.595	195.9	35:04.555
								10	2:55.295		49.520	1:20.505	45.270	196.7	37:59.850
								11	3:40.108	B	59.341	1:35.299	1:05.468	127.2	41:39.958
187 Jean Jacques LEGA Porsche							192 Patrick/Alexis MICHELLIER/BERTHET Porsche								
Team Roscar							Team Roscar								
1	4:29.595		1:50.454	1:40.876	58.265	101.4	4:29.595	1	4:40.704	2:42.354	1:17.758	40.592	206.4	4:40.704	
2	3:34.614		1:05.363	1:35.113	54.138	148.4	8:04.209	2	2:39.376		46.170	1:12.768	40.438	237.6	7:20.080
3	3:18.370		57.433	1:29.145	51.792	153.1	11:22.579	3	2:38.098		44.767	1:12.878	40.453	244.1	9:58.178
4	2:59.939		48.321	1:25.742	45.876	183.4	14:22.518	4	2:37.632		44.473	1:12.223	40.936	245.2	12:35.810
5	3:15.769	B	45.952	1:21.804	1:08.013	225.3	17:38.287	5	2:40.536		44.667	1:12.929	42.940	243.0	15:16.346
6	11:01.238		9:00.093	1:18.862	42.283	174.8	28:39.525	6	3:24.778	B	44.247	1:22.703	1:17.828	225.3	18:41.124
7	2:43.401		46.002	1:15.854	41.545	224.3	31:22.926	7	9:38.850		7:42.970	1:15.293	40.587	192.1	28:19.974
8	2:41.837		45.886	1:14.966	40.985	239.7	34:04.763	8	2:44.969		45.153	1:16.053	43.763	231.5	31:04.943
9	2:43.204		45.033	1:15.741	42.430	223.4	36:47.967	9	2:38.622		44.601	1:14.528	39.493	244.1	33:43.565
10	3:13.399	B	45.203	1:21.648	1:06.548	235.1	40:01.366	10	2:36.405		44.252	1:12.296	39.857	246.3	36:19.970
								11	3:05.371	B	44.275	1:12.707	1:08.389	248.0	39:25.341
188 Laurent/Eric COCHARD/BAZONNET Porsche							193 Thierry/Marc GENETIER/PERALDI Porsche								
Team Roscar							Team Roscar								
1	3:28.981		1:25.055	1:20.243	43.683	178.2	3:28.981	1	4:05.404	1:35.968	1:37.989	51.447	137.9	4:05.404	
2	2:47.747		47.390	1:18.278	42.079	204.8	6:16.728	2	2:59.120		49.670	1:22.629	46.821	206.8	7:04.524
3	2:44.739		46.947	1:16.039	41.753	201.0	9:01.467	3	2:57.464		48.128	1:24.219	45.117	203.3	10:01.988
4	2:42.726		46.123	1:15.161	41.442	209.6	11:44.193	4	2:50.271		48.449			214.2	12:52.259
5	2:43.302		46.869	1:14.802	41.631	216.7	14:27.495	5	2:56.064				50.331		15:48.323
6	3:08.559	B	46.204	1:15.711	1:06.644	198.8	17:36.054	6	3:31.885	B	47.696	1:31.073	1:13.116	209.6	19:20.208
7	11:04.505		9:05.156	1:16.398	42.951	207.6	28:40.559	7	9:20.962						28:41.170
8	3:12.478		46.676	1:43.628	42.174	212.5	31:53.037	8	2:45.320						31:26.490
9	2:44.740		46.538	1:16.283	41.919	199.6	34:37.777	9	2:44.561						34:11.051
10	2:46.878		46.431	1:17.558	42.889	196.3	37:24.655	10	3:46.949	B					37:58.000
11	3:28.562	B	47.054	1:33.196	1:08.312	193.2	40:53.217								
189 Jean Pierre/Jean Charles LEVASSEUR/I Porsche							194 Régis REGO DE SEBES Porsche								
Team Roscar							Team Roscar								
1	3:27.488		1:16.684	1:22.525	48.279	164.7	3:27.488	1	3:30.042	1:26.472	1:19.875	43.695	176.8	3:30.042	
2	2:51.882		46.936	1:18.490	46.456	220.2	6:19.370	2	2:46.010		46.408	1:17.569	42.033	207.2	6:16.052
3	3:04.697	B	45.854	1:19.425	59.418	208.0	9:24.067	3	2:44.175		46.161	1:17.153	40.861	208.0	9:00.227
4	21:49.954		...	1:16.036	48.976	197.7	31:14.021	4	2:41.876		45.695	1:15.095	41.086	223.0	11:42.103
5	2:48.535		46.045	1:18.722	43.768	210.0	34:02.556	5	2:42.044		45.803	1:15.730	40.511	222.0	14:24.147
6	2:49.847		48.140	1:18.497	43.210	216.3	36:52.403	6	3:10.654	B	45.350	1:16.533	1:08.771	223.4	17:34.801
7	3:21.117	B	45.837	1:21.298	1:13.982	216.3	40:13.520								



GT & Prototype Challenge SPA RACING FESTIVAL Collective Test 2

Analysis

■ Personal Best ■ Session Best ■ Crossing the finish line in pit lane

Lap	Time	Sector 1	Sector 2	Sector 3	T. Spd	Elapsed
7	11:02.016	9:04.272	1:16.563	41.181	190.8	28:36.817
8	2:40.636	45.388	1:14.128	41.120	218.9	31:17.453
9	2:38.872	45.250	1:13.415	40.207	232.0	33:56.325
10	2:40.137	45.845	1:13.580	40.712	236.6	36:36.462
11	3:07.246B	46.573	1:17.304	1:03.369	229.6	39:43.708

195 **Guy HELIOU**
Team Roscar Porsche

1	3:52.478	1:41.529	1:25.207	45.742	142.4	3:52.478
2	2:48.691	45.938	1:19.796	42.957	182.4	6:41.169
3	2:46.801	45.287	1:17.973	43.541	190.8	9:27.970
4	2:47.895	44.587	1:16.583	46.725	199.2	12:15.865
5	2:57.253	44.836	1:15.684	56.733	198.1	15:13.118
6	3:26.040B	45.996	1:21.444	1:18.600	196.3	18:39.158
7	10:21.032	8:22.715	1:16.409	41.908	187.8	29:00.190
8	3:01.538	1:01.941	1:17.932	41.665	185.2	32:01.728
9	2:38.836	43.892	1:14.824	40.120	194.5	34:40.564
10	2:44.473	45.159	1:16.603	42.711	185.9	37:25.037
11	3:26.564B	46.160	1:32.471	1:07.933	210.8	40:51.601

197 **Thomas WINKLER**
Team Roscar Porsche 997 GT3 Cup

1	3:53.890	1:48.970	1:20.794	44.126	154.8	3:53.890
2	2:47.655	46.721	1:17.938	42.996	193.2	6:41.545
3	2:41.028	45.147	1:14.089	41.792	201.4	9:22.573
4	2:39.962	46.171	1:13.320	40.471	227.2	12:02.535
5	2:54.891B	44.675	1:15.544	54.672	230.6	14:57.426
6	13:40.895	...	1:18.884	41.895	175.3	28:38.321
7	2:38.538	45.959	1:12.962	39.617	219.8	31:16.859
8	2:39.190	44.088	1:14.566	40.536	210.4	33:56.049
9	2:58.823B	47.780	1:15.890	55.153	218.9	36:54.872

198 **Tomas/Alfred PFISTER/WINKLER**
Team Roscar Porsche 997 GT3 Cup

1	4:01.074	1:52.200	1:24.133	44.741	158.9	4:01.074
2	3:07.117B	47.389	1:19.429	1:00.299	202.5	7:08.191
3	4:35.473	2:34.245	1:17.212	44.016	197.7	11:43.664
4	2:49.297	48.764	1:17.905	42.628	218.0	14:32.961
5	3:10.043B	46.780	1:17.236	1:06.027	226.7	17:43.004
6	10:54.489	8:54.016	1:18.192	42.281	192.8	28:37.493
7	2:43.887	47.162	1:15.494	41.231	198.5	31:21.380
8	2:41.897	44.858	1:15.262	41.777	225.3	34:03.277
9	2:45.487	45.734	1:15.993	43.760	209.6	36:48.764
10	3:23.087B	48.359	1:20.837	1:13.891	192.8	40:11.851

203 **Jakub SMIECHOWSKI**
Inter Europol Competition Ligier LMP3

1	3:38.874	1:47.331	1:14.693	36.850	208.8	3:38.874
2	2:28.651	42.573	1:09.517	36.561	244.1	6:07.525
3	2:24.179	41.294	1:06.519	36.366	248.0	8:31.704
4	2:22.661	41.109	1:04.978	36.574	246.3	10:54.365
5	2:21.974	41.164	1:04.317	36.493	249.1	13:16.339
6	2:31.564	41.075	1:04.173	46.316	248.5	15:47.903
7	3:11.342B	41.249	1:17.219	1:12.874	248.5	18:59.245
8	9:14.724	7:26.605	1:11.174	36.945	240.8	28:13.969
9	2:26.389	41.864	1:08.014	36.511	246.8	30:40.358
10	2:22.871	41.202	1:05.462	36.207	250.3	33:03.229

11	2:21.026	40.817	1:04.186	36.023	251.4	35:24.255
12	2:22.194	41.209	1:04.674	36.311	249.7	37:46.449
13	3:20.005B	42.287	1:21.782	1:15.936	202.5	41:06.454

204 **Martin/Pontus HIPPE/FREDRIKSSON**
Inter Europol Competition Ligier LMP3

1	2:41.229					2:41.229
2	2:23.551					5:04.780
3	2:22.431					7:27.211
4	6:40.140					14:07.351
5	2:28.903					16:36.254
6	3:24.323B					20:00.577
7	8:22.804					28:23.381
8	2:29.989					30:53.370
9	2:26.633					33:20.003
10	2:24.708					35:44.711
11	2:24.226					38:08.937
12	3:33.722B					41:42.659

222 **David/Gary HAUSER/HAUSER**
Racing Experience Ligier LMP3


1	3:03.127	1:14.855	1:10.407	37.865	223.4	3:03.127
2	2:22.338	41.397	1:04.707	36.234	247.4	5:25.465
3	2:22.379	41.506	1:03.500	37.373	246.3	7:47.844
4	2:20.011	40.588	1:03.096	36.327	252.0	10:07.855
5	2:27.813B	41.206	1:03.295	43.312	249.7	12:35.668
6	4:05.221	2:21.282	1:05.615	38.324	246.8	16:40.889
7	3:20.905B	51.212	1:17.041	1:12.652	194.9	20:01.794
8	8:14.361	6:24.787	1:11.632	37.942	227.6	28:16.155
9	2:22.494	41.222	1:05.212	36.060	252.6	30:38.649
10	2:20.062	40.699	1:03.254	36.109	252.6	32:58.711
11	2:19.103	40.694	1:02.508	35.901	251.4	35:17.814
12	2:29.806B	40.559	1:04.168	45.079	255.0	37:47.620

227 **Stephane/Sam LEMERET/DEJONGHE**
Equipe Verschuur Renault RS01 Trophy

1	3:38.394B	1:41.706	1:09.214	47.474	244.6	3:38.394
2	3:17.557	1:35.161	1:05.685	36.711	253.2	6:55.951
3	2:27.749	42.672	1:06.124	38.953	252.6	9:23.700
4	2:21.991	41.401	1:04.712	35.878	256.2	11:45.691
5	2:24.851	41.714	1:06.836	36.301	256.2	14:10.542
6	2:23.132	40.428	1:04.737	37.967	257.4	16:33.674
7	3:24.513B	55.591	1:17.927	1:10.995	173.1	19:58.187
8	9:08.090	7:22.855	1:07.964	37.271	245.2	29:06.277
9	2:25.151	41.298	1:07.528	36.325	245.2	31:31.428
10	2:26.294	41.427	1:07.744	37.123	250.8	33:57.722
11	2:22.613	41.247	1:05.063	36.303	256.2	36:20.335
12	2:35.395B	40.810	1:04.394	50.191	256.8	38:55.730

228 **Oliver FREYMUTH**
Oliver Freymuth Renault RS01 Trophy

1	4:38.717	2:40.751	1:18.199	39.767	206.0	4:38.717
2	2:31.439	42.594	1:10.339	38.506	255.6	7:10.156
3	2:28.943	41.877	1:08.265	38.801	257.4	9:39.099
4	2:29.372	41.214	1:09.157	39.001	260.5	12:08.471
5	2:25.305	40.827	1:07.328	37.150	262.4	14:33.776
6	2:58.974B	41.225	1:11.275	1:06.474	248.5	17:32.750



GT & Prototype Challenge SPA RACING FESTIVAL Collective Test 2

Analysis

Personal Best Session Best B Crossing the finish line in pit lane

Lap	Time	Sector 1	Sector 2	Sector 3	T. Spd	Elapsed
7	11:55.648	...	1:10.204	37.870	260.5	29:28.398
8	2:28.641	41.285	1:09.759	37.597	260.5	31:57.039
9	2:28.409	42.991	1:07.867	37.551	252.6	34:25.448
10	2:27.251	41.151	1:07.993	38.107	262.4	36:52.699
11	3:16.826B	43.828	1:20.258	1:12.740	223.4	40:09.525

243 Roman/Joakim KRUMINS/FRID						
KEO Racing Ligier LMP3						
Lap	Time	Sector 1	Sector 2	Sector 3	T. Spd	Elapsed
1	2:50.620	55.269	1:14.660	40.691	196.3	2:50.620
2	2:33.342	44.647	1:09.775	38.920	237.6	5:23.962
3	2:30.312	43.752	1:08.578	37.982	235.6	7:54.274
4	2:26.857	42.459	1:07.381	37.017	243.0	10:21.131
5	2:27.343	42.195	1:07.079	38.069	243.0	12:48.474
6	2:33.783	42.219	1:06.769	44.795	243.5	15:22.257
7	3:20.792B	42.940	1:19.048	1:18.804	239.7	18:43.049
8	9:50.422	7:52.875	1:17.161	40.386	188.8	28:33.471
9	2:39.197	45.702	1:08.622	44.873	238.2	31:12.668
10	2:26.737	41.876	1:07.839	37.022	246.3	33:39.405
11	2:24.657	41.116	1:06.461	37.080	249.1	36:04.062
12	2:23.642	41.152	1:05.864	36.626	248.0	38:27.704
13	3:51.393B	58.832	1:34.504	1:18.057	156.4	42:19.097

257 Jean-Pierre/Jean-Marc LEQUEUX/UEB						
Prime Racing Ginetta Nissan G57						
Lap	Time	Sector 1	Sector 2	Sector 3	T. Spd	Elapsed
1	34:10.918	...	1:16.704	39.595	163.4	34:10.918
2	2:38.198	42.991	1:12.970	42.237	216.3	36:49.116
3	3:17.265B	47.096	1:19.543	1:10.626	217.2	40:06.381

337 Gerry/Miles HULFORD/HULFORD						
Gerry Hulford Wolf GB08						
Lap	Time	Sector 1	Sector 2	Sector 3	T. Spd	Elapsed
1	5:01.212B	2:34.621	1:27.350	59.241	138.9	5:01.212
2	3:33.146	1:29.240	1:19.229	44.677	203.7	8:34.358
3	2:52.820	49.232	1:18.315	45.273	201.4	11:27.178
4	2:52.182	48.822	1:19.245	44.115	213.7	14:19.360
5	3:11.617B	48.466	1:16.597	1:06.554	214.2	17:30.977
6	11:27.288	9:27.076	1:16.990	43.222	186.5	28:58.265
7	3:03.283B	48.360	1:18.877	56.046	207.6	32:01.548
8	4:28.249	2:33.782	1:13.658	40.809	200.3	36:29.797
9	3:01.137B	47.846	1:11.576	1:01.715	222.0	39:30.934

387 Max/Robert ASCHOFF/ASCHOFF						
Max Aschhoff Praga R1T						
Lap	Time	Sector 1	Sector 2	Sector 3	T. Spd	Elapsed
1	7:42.379	5:46.936	1:15.281	40.162	193.2	7:42.379
2	2:35.517	47.979	1:08.920	38.618	200.7	10:17.896
3	2:29.821	44.409	1:07.373	38.039	228.6	12:47.717
4	2:42.226B	45.521	1:07.287	49.418	230.6	15:29.943
5	12:48.691	...	1:14.258	40.768	204.5	28:18.634
6	2:42.446	47.487	1:14.404	40.555	224.3	31:01.080
7	2:32.372	44.410	1:07.641	40.321	228.6	33:33.452
8	2:31.800	44.496	1:08.245	39.059	227.6	36:05.252
9	2:46.056B	47.422	1:07.444	51.190	216.3	38:51.308

388 Ales JIRASEK						
Praga Factory Team Praga R1T						
Lap	Time	Sector 1	Sector 2	Sector 3	T. Spd	Elapsed
1	4:29.950	2:31.737	1:15.764	42.449	180.6	4:29.950
2	2:30.064	43.756	1:07.212	39.096	231.0	7:00.014
3	2:26.406	42.501	1:06.022	37.883	241.3	9:26.420


Lap	Time	Sector 1	Sector 2	Sector 3	T. Spd	Elapsed
4	2:24.877	42.634	1:04.985	37.258	243.0	11:51.297
5	2:30.023	42.321	1:09.443	38.259	246.3	14:21.320
6	2:37.580B	42.302	1:05.142	50.136	243.0	16:58.900
7	11:39.519	9:49.095	1:09.991	40.433	210.8	28:38.419
8	2:32.675	44.000	1:07.183	41.492	214.2	31:11.094
9	2:26.016	42.160	1:06.857	36.999	243.5	33:37.110
10	2:23.506	41.929	1:04.678	36.899	244.6	36:00.616
11	2:23.079	41.991	1:04.412	36.676	243.5	38:23.695
12	3:53.198B	57.695	1:38.839	1:16.664	145.4	42:16.893

390 Siegmair PFEIFER						
Powermotorsports Norma V8						
Lap	Time	Sector 1	Sector 2	Sector 3	T. Spd	Elapsed
1	3:35.204B	1:00.594	1:34.904	59.706	169.0	3:35.204
2	5:19.830	3:31.161	1:11.577	37.092	236.6	8:55.034
3	2:24.995	42.134	1:06.106	36.755	266.2	11:20.029
4	2:21.517	40.429	1:05.445	35.643	256.8	13:41.546
5	2:43.171B	40.417	1:05.205	57.549	265.6	16:24.717

396 Alain/AI BERG/BOLTON						
VR Motorsport Praga R1T						
Lap	Time	Sector 1	Sector 2	Sector 3	T. Spd	Elapsed
1	4:30.001	2:23.076	1:20.489	46.436	184.9	4:30.001
2	2:40.554	46.354	1:13.002	41.198	232.0	7:10.555
3	2:32.955	44.051	1:10.077	38.827	240.3	9:43.510
4	2:34.147	44.397	1:10.082	39.668	238.2	12:17.657
5	2:34.442	43.573	1:11.781	39.088	214.2	14:52.099
6	3:10.018B	44.043	1:14.347	1:11.628	235.1	18:02.117
7	11:14.617	9:21.152	1:13.970	39.495	238.2	29:16.734
8	2:39.013	46.121	1:14.151	38.741	195.6	31:55.747
9	2:33.803	44.651	1:10.777	38.375	203.7	34:29.550
10	2:34.577	46.156	1:09.844	38.577	235.1	37:04.127
11	3:13.293B	43.638	1:19.648	1:10.007	236.6	40:17.420

402 Dick VAN ELK						
V-Max Racing Praga R1						
Lap	Time	Sector 1	Sector 2	Sector 3	T. Spd	Elapsed
1	4:08.603	2:06.526	1:18.126	43.951	182.7	4:08.603
2	2:45.107	48.844	1:13.745	42.518	204.5	6:53.710
3	2:46.622	48.415	1:14.911	43.296	205.2	9:40.332
4	2:42.770	47.841	1:13.065	41.864	205.6	12:23.102
5	2:44.265	47.626	1:12.444	44.195	206.8	15:07.367
6	3:25.479B	47.437	1:17.724	1:20.318	205.2	18:32.846
7	10:37.587	8:41.823	1:14.037	41.727	198.5	29:10.433
8	2:43.376	47.851	1:13.778	41.747	210.4	31:53.809
9	2:44.668	47.909	1:14.425	42.334	210.0	34:38.477
10	2:49.545	47.944	1:16.769	44.832	197.4	37:28.022
11	3:29.589B	48.822	1:29.797	1:10.970	204.8	40:57.611

403 Wim JEURIS						
Wim Jeuris Radical SR3L						
Lap	Time	Sector 1	Sector 2	Sector 3	T. Spd	Elapsed
1	3:24.524	1:21.959	1:17.735	44.830	178.5	3:24.524
2	2:38.815	46.338	1:12.846	39.631	220.7	6:03.339
3	2:35.777	44.989	1:11.241	39.547	216.3	8:39.116
4	2:34.620	44.618	1:10.468	39.534	228.6	11:13.736
5	2:34.595	44.696	1:10.110	39.789	216.3	13:48.331
6	2:51.507B	45.440	1:11.294	54.773	223.0	16:39.838
7	11:20.738	9:30.086	1:10.970	39.682	218.0	28:00.576
8	2:33.742	44.852	1:09.803	39.087	225.8	30:34.318
9	2:34.375	44.816	1:10.250	39.309	227.6	33:08.693



GT & Prototype Challenge SPA RACING FESTIVAL Collective Test 2

Analysis

■ Personal Best
 ■ Session Best
 B Crossing the finish line in pit lane

Lap	Time	Sector 1	Sector 2	Sector 3	T. Spd	Elapsed	Lap	Time	Sector 1	Sector 2	Sector 3	T. Spd	Elapsed
10	9:35.979 B	44.624	7:33.578	1:17.777	229.1	42:44.672							

408

Daniel SCHILDGEN

V-Max Racing

Praga R1

1	4:02.461	1:55.027	1:22.558	44.876	172.0	4:02.461
2	2:50.254	49.135	1:16.793	44.326	202.9	6:52.715
3	2:48.575	48.372	1:15.287	44.916	202.5	9:41.290
4	2:43.966	48.258	1:13.307	42.401	204.8	12:25.256
5	2:49.738	49.033	1:14.469	46.236	203.3	15:14.994
6	3:34.315 B	49.022	1:21.913	1:23.380	202.9	18:49.309
7	10:38.709	8:43.654	1:13.048	42.007	203.3	29:28.018
8	2:43.142	48.181	1:13.134	41.827	206.4	32:11.160
9	2:43.556	47.844	1:13.820	41.892	209.2	34:54.716
10	2:43.292	47.863	1:12.881	42.548	204.1	37:38.008
11	3:26.145 B	47.747	1:23.436	1:14.962	204.8	41:04.153